

How to download audios to your Iphone

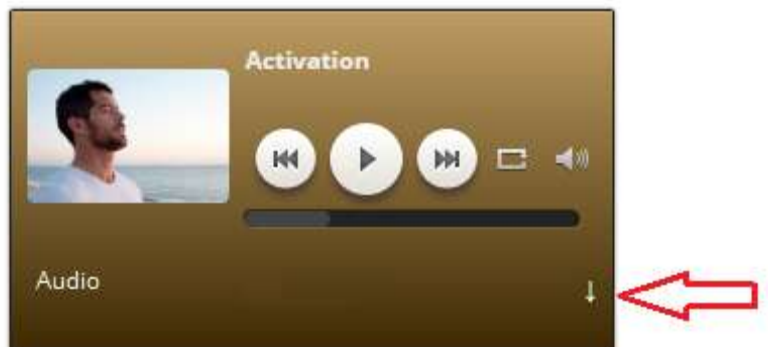
It is strongly suggested to download audios on Itunes (on your PC) and then synchronize it with your Iphone.

Otherwise, please follow these steps:

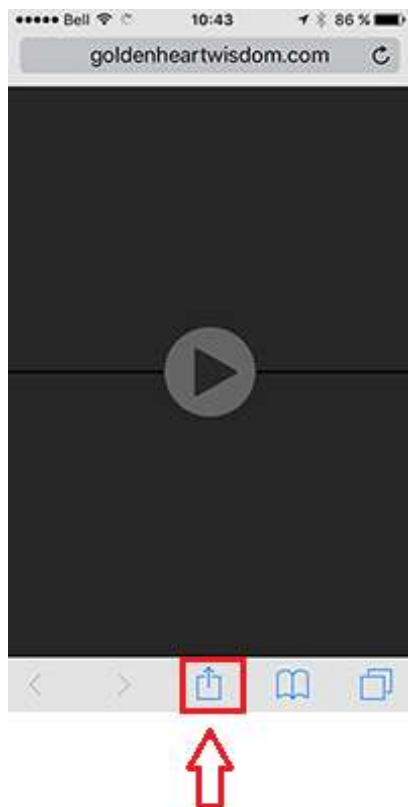
- 1) Install the free application Documents from *Readdle* on your Iphone.



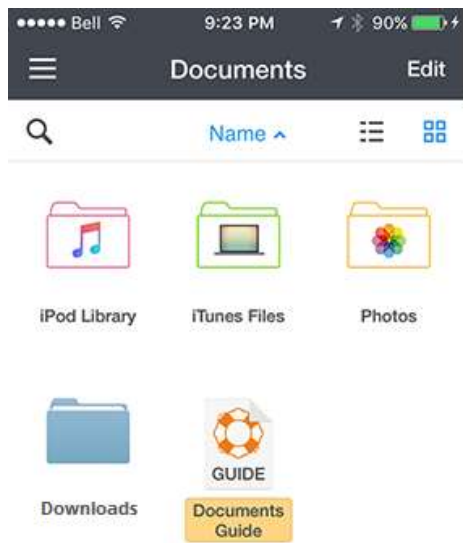
- 2) Go to your audio page and clic on the arrow (↓) at the right end of the title.



3) A new page will open. Click on the icon  then click on Copy.



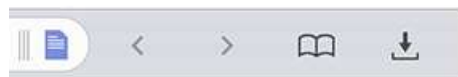
- 4) Open the Documents application. Select the Browser at the right end of the bottom menu.



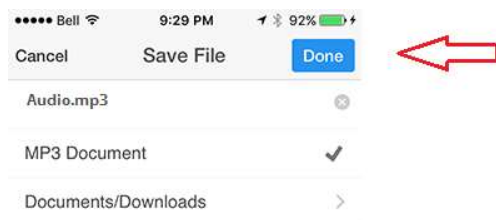
5) Paste the link in the address bar. Then Go.



Enter a website URL or a search word to start browsing the web



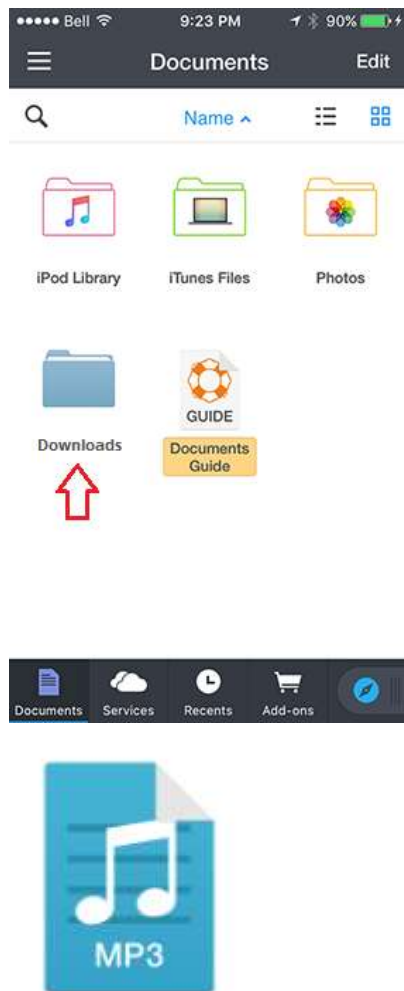
6) A new page will appear. Click on [Done](#).



7) To return to Documents.



8) You will find your mp3 file in the Downloads directory.



9) Afterward, you can create new directories to classify your audios. Just drag the audio to the directory of your choice.